



**Fitzharrys  
School**



# **Success at GCSE**

## **Y10 Parent Information Evening**

**28.09.23**

**6 – 6:45 in the hall**



1. Head of year & key events
2. English support
3. Maths support
4. General revision



**Fitzharrys**  
School

# **Success at GCSE PIE**

## **28.09.23**

1. Head of year

Mr O'Neill

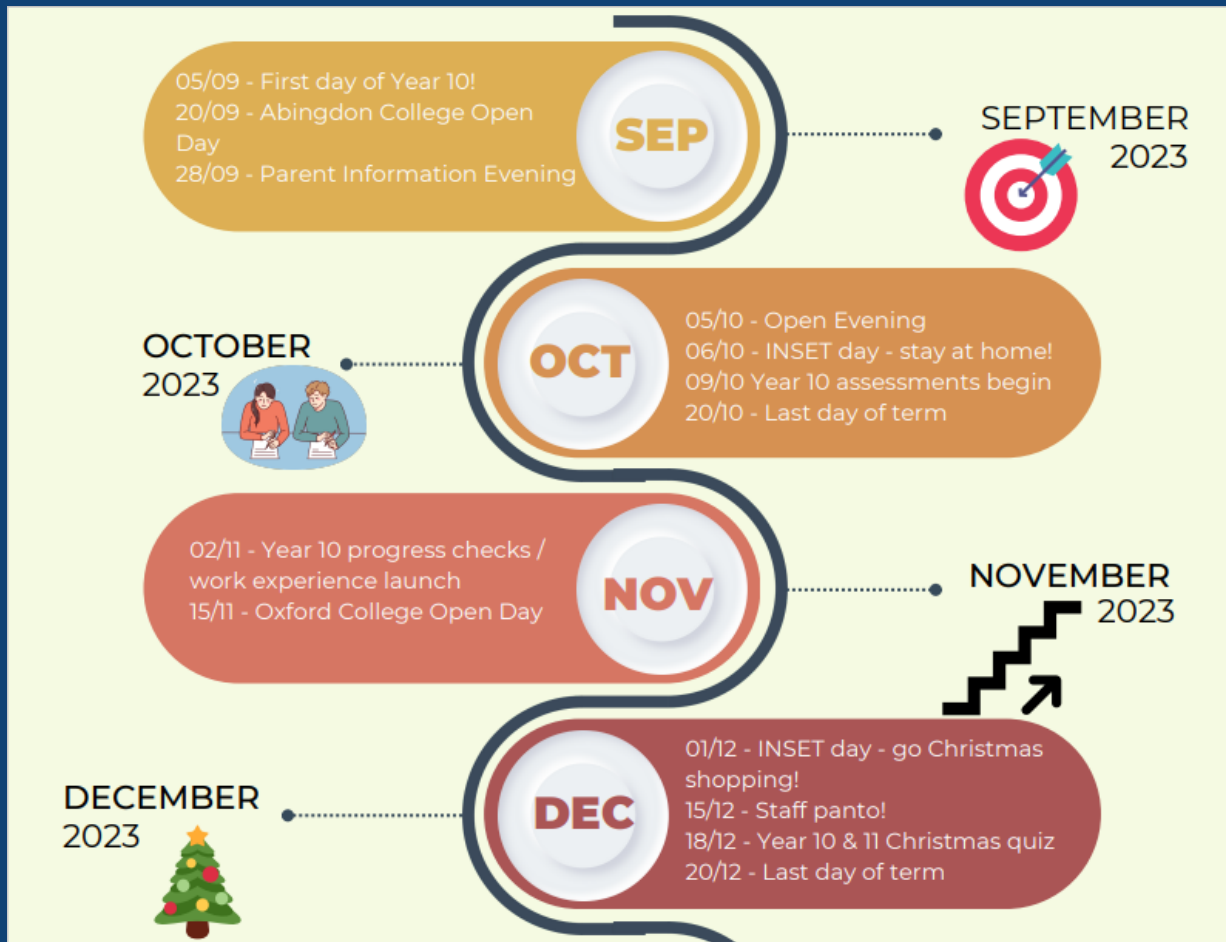


# Pastoral Support

- Terms 1 & 2
- Acclimatise and establish good habits
- Know how to get help – support for all learners
- Develop life skills (Epraise & Outlook)



# Year 10 Roadmap





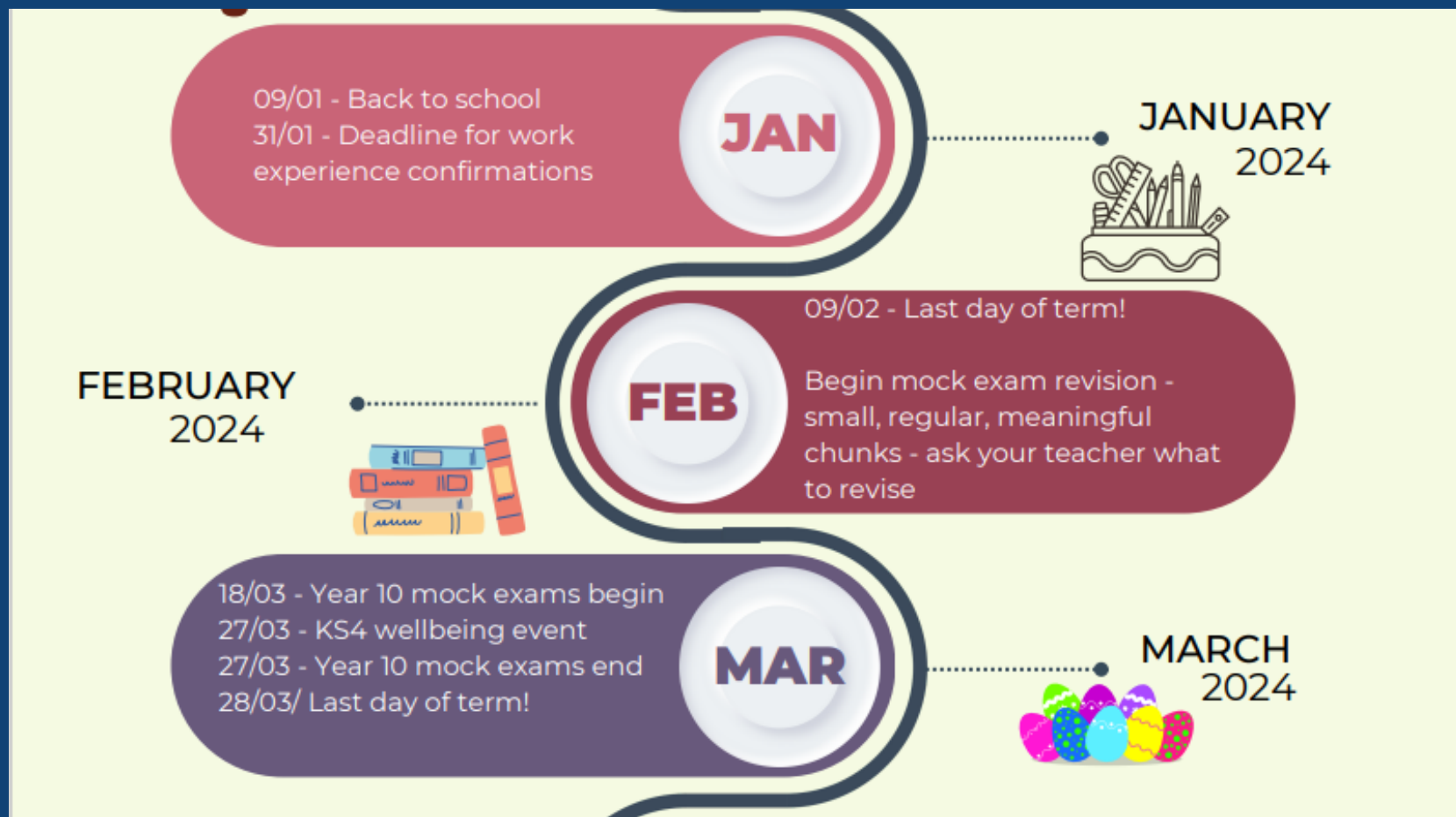
# Pastoral Support

- Terms 3 & 4
- Sustain standards
- Tend to responsibilities
- Embrace positive outcomes and incentives



**Fitzharrys**  
School

# Key Stage 4 Roadmap



ASPIRATION OPPORTUNITY INTEGRITY



**Fitzharrys**  
School

# Pastoral Support

- Terms 5 & 6
- Reflect and set targets
- Find balance

ASPIRATION OPPORTUNITY INTEGRITY





# Year 10 Roadmap

APRIL  
2024



**APR**

15/04 - Back to school!  
18/04 - In it to Win it Trip  
25/04 - Year 10 mock results &  
SMART targets released

06/05 - Bank holiday  
16/05 - Year 10 parents evening  
24/05 - Last day of term!

**MAY**

MAY  
2024



JUNE  
2024



**JUN**

Make sure that you are fully  
prepared for work experience!

04/07 - Sports Day  
08/07 - Work experience  
begins  
12/07 - Work experience ends  
23/07 - Last day of Year 10!

**JUL**

JULY  
2024



AUGUST  
2024



**AUG**

Summer holiday!



**Fitzharrys**  
School

# Pastoral Support

- Form tutors – first point of contact
- Student Wellbeing Managers
- Head of Year

ASPIRATION OPPORTUNITY INTEGRITY



**Fitzharrys**  
School

# **Success at GCSE PIE**

## **28.09.23**

## **2. English support**

**Miss Hartley**

# GCSE English at Fitzharrys

Miss Hartley

1. What's the course, and where can you learn more?
2. What does successful English homework and revision look like?
3. What useful things can school, and home, do to support GCSE students in English?

# 1. What's the course, and where can you learn more?



## English Language Paper 1:

- 1 hour 45 minutes
- 1 extract with 4 reading questions
- 1 creative writing question

## English Language Paper 2:

- 1 hour 45 minutes
- 2 extracts with 4 reading questions
- 1 argument or opinion writing question

## English Literature Paper 1:

- 1 hour 45 minutes
- closed book
- 'Romeo and Juliet'
- 'Jekyll and Hyde'

## English Literature Paper 2:

- 2 hour 15 minutes
- closed book
- 'Lord of the Flies'
- Power and Conflict Poetry
- unseen poetry

# 1. What should students be revising?

**Knowledge Organisers**

These Knowledge Organisers are a great starting point for your revision. They summarise the basic knowledge you need for each of your units of study.

## Knowledge Organiser: *Lord of the Flies*

Events Time Line	Key Characters	Some Context	Some Key Techniques
<p><b>Chapter 1:</b> Ralph and Piggy realise they have been stranded on a desert island after a plane crash. They find a conch shell and use it to call a meeting. Ralph is elected chief. Jack is in charge of the choir, who will be hunters. Piggy is laughed at.</p> <p><b>Chapter 2:</b> The boys decide that a signal fire is their priority, to get rescued. A "beast" is mentioned. They take a few but a pig gets out of control. A boy with a birthmark disappears, having been killed by the fire.</p> <p><b>Chapter 3:</b> Jack attempts to hunt a pig, while Ralph and Simon try to build shelters on the beach. Jack and Ralph hit out a little about their priorities. Simon finds a spot inside the forest to be alone.</p> <p><b>Chapter 4:</b> Roger wants to bully Simon. Jack paints the face and hunts pigs. He lets the fire go out and Ralph is furious.</p> <p><b>Chapter 5:</b> Ralph calls a meeting. The boys discuss the beast. Jack wants to hunt it and Simon thinks it might be inside the boys themselves.</p> <p><b>Chapter 6:</b> A dead parachutist lands on the island. Simon sees the body rising and falling in the wind and thinks it is the beast. Ralph and Jack go to investigate.</p> <p><b>Chapter 7:</b> The boys play a hunting game where a child plays the role of a pig. Jack and Ralph use the parachutist and run away.</p> <p><b>Chapter 8:</b> Jack knows "Ralph's lot" and goes to set up his own tribe. He kills a pig and wants to feed on a stick as a sacrifice to the beast. They eat Ralph's corpse for fire. Simon finds the pig's corpse in the fire. It tells him that the beast is part of the boy.</p> <p><b>Chapter 9:</b> Simon sees the parachutist and runs to the beach to tell what he has found. He is the last of the boys, descending on the beach, get trapped when Simon arrives. They kill him, crying "Kill the beast".</p> <p><b>Chapter 10:</b> In the aftermath of the murder, Ralph is horrified by what has been done. But Piggy says it was an accident. The tribe kills the right and uses Piggy's glasses.</p> <p><b>Chapter 11:</b> Ralph, Piggy and Simon go to Castle Rock to get Piggy's book. Roger throws a boulder over the cliff edge, which hits and kills him. The conch shell is smashed.</p> <p><b>Chapter 12:</b> Ralph is hunted by the tribe. They set a fire to smoke him. The whole island burns, the smoke attracts a nearby naval ship. The boys are rescued.</p>	<p><b>Ralph</b></p> <p><b>Jack</b></p> <p><b>Piggy</b></p> <p><b>Simon</b></p> <p><b>Roger</b></p> <p><b>Samneric</b></p> <p><b>Symbolic characters:</b> The naval officer</p>	<ul style="list-style-type: none"> <li>Golding wrote the novel in 1954.</li> <li>Golding served as a naval officer during World War Two. He saw many atrocities carried out by both sides and was left with a feeling of horror at what human beings can do to each other.</li> <li>World War II and the 1930s showed how evil, but persuasive and charismatic leaders, like Hitler, can take control.</li> <li>The atom bomb had been used in Hiroshima and Nagasaki at the end of World War Two, and Golding wrote <i>Lord of the Flies</i> during the Cold War, where there was much fear about what would happen should nuclear weapons be deployed again. "Piggy mentions 'the atom bomb' in Chapter 5: we are supposed to understand that the novel is set in an imagined World War Three.</li> <li>M. Balfanz's novel <i>The Coral Island</i> was a Victorian adventure story about some English boys stranded on an island. The <i>Coral Island</i> is mentioned in Chapter 1 and Chapter 12 at the end of the first. It has characters in it called Jack, Ralph</li> </ul>	<ul style="list-style-type: none"> <li><b>symbolism:</b> when an image stands for a key idea or theme ⇒ symbols in the novel include the conch, the fire, Piggy's glasses, Ralph's hair, the painted faces</li> <li><b>pivotal moment:</b> the moment in the novel when things begin to change—perhaps leading to the climax</li> <li><b>climax:</b> the most dramatic, or most tense, or most significant moment in the novel</li> <li><b>internal heterodiegetic narration:</b> the narrative of the story is told in the third person, but filtered through Ralph's perspective</li> <li><b>foreshadowing:</b> the pig hunt game foreshadows the murder of Simon, and the hunt for Ralph in Chapter 12</li> </ul>

## How Should I Revise?

Basics: Plot	Ambitious: Vocabulary	Ambitious: Context
<p>Make sure you confidently know the story!</p> <ul style="list-style-type: none"> <li>Re-read the text.</li> <li>Watch a film version.</li> <li>Use the Knowledge Organiser's summary to make sure you've got the basics in the right order.</li> </ul>	<p>Aim to impress your examiner with your own vocabulary.</p> <ul style="list-style-type: none"> <li>Make sure you know and understand technical terms to analyse language. You need to be able to comment on writers' methods for each of the quotations and points you make. Practice doing this by writing out your quotations and labelling techniques.</li> <li>Make sure you know and understand technical terms to analyse structure and form. Use the terms on the Knowledge Organiser as a starting point: explain—verbally or on paper—when each one is seen in the text, and what it effect is.</li> <li>Prepare, and practice using, impressive vocabulary of your own. Start by committing the ones on the Knowledge Organiser to memory by putting them into sentences and connecting them to characters and themes.</li> </ul>	<p>Consider specific details about when your text was published, going beyond the general ideas of the Knowledge Organiser.</p> <ul style="list-style-type: none"> <li>When was your text first published or performed?</li> <li>Spend time researching, and then list five events that had happened, or statistics that are significant, or texts that had been published.</li> <li>For each one, explain the insight this gives you into the text we are studying. Why does it matter? What light does it shed on the concepts explored in the text?</li> </ul>

Basics: Characters	Basics: Themes
<p>Use the list of key characters on the Knowledge Organiser. Turn each one into a mindmap which includes:</p> <ul style="list-style-type: none"> <li>Important plot moments: what do they do at the beginning, middle and end of the text?</li> <li>Key quotations: you want between five and ten quotations for each character that you know you could (a) learn and (b) analyse in detail.</li> <li>Relevant themes: which themes from the Knowledge Organiser does this character relate to?</li> <li>Relevant context: which contextual ideas from the Knowledge Organiser does this character relate to?</li> </ul>	<p>Use the list of key themes on the Knowledge Organiser. Turn each one into a mindmap which includes:</p> <ul style="list-style-type: none"> <li>Important plot moments: how is the theme introduced at the beginning, and how does it develop and change in the middle and end of the text?</li> <li>Key quotations: you want between five and ten quotations for each theme that you know you could (a) learn and (b) analyse in detail.</li> <li>Relevant characters: which themes from the Knowledge Organiser does this theme relate to?</li> <li>Relevant context: which contextual ideas from the Knowledge Organiser does this theme relate to?</li> </ul>

Ambitious: Concepts
<p>Be ready to think about the more conceptual ideas in the text and to structure paragraphs that deal with them. Consider the following as part of your revision:</p> <ul style="list-style-type: none"> <li>Is the text making a social or political point? How does it do that?</li> <li>Does the text challenge our preconceptions about anything?</li> <li>What is the text's view of humanity?</li> <li>Does the text pose the reader any dilemmas that it does not solve for us?</li> <li>Is the text critical of anything?</li> <li>What is the text's attitude towards the central protagonist?</li> <li>Does the text have any ambivalent characters or events?</li> <li>Does the text present any positive values?</li> <li>Is the text trying to elicit an emotional response?</li> </ul>

## Strategies

Make your revision active. Reading and highlighting will not help you to learn. Instead, try:

- using flashcards. Have the answer (the technical term, the quotation) on one side and a question, hint or example on the other. Look at the hint side and say aloud or write down the answer. If you get it right, put it in one pile—if wrong, in another. Keep revisiting the wrong pile until you get them right.
- reprocessing information: create lists, mindmaps, and summaries, first by looking at your notes and then without your notes in front of you.

**And most importantly, practise:**

- practise planning answers practice questions
- write practice essays.

Give these to your teacher for feedback.

## 2. What does successful English homework and revision look like?



**My Educake**

**Revision wizard >**

**Your Upcoming Quizzes** [View all your quizzes](#)

Subject	Quiz name	Assigned by	Due
Chemistry	Covalent bonding (20 Qs)	P Walsh	5 days ago
Biology	Extension Topic - Blood and Circulation		
Physics	Energy changes in systems (15 Qs)		
Biology	Organisation of the body revision		

### A Century Later (14 Points)

Poetry Revision

1. Which major event started 'a century' before this poem was written? (1 Point)

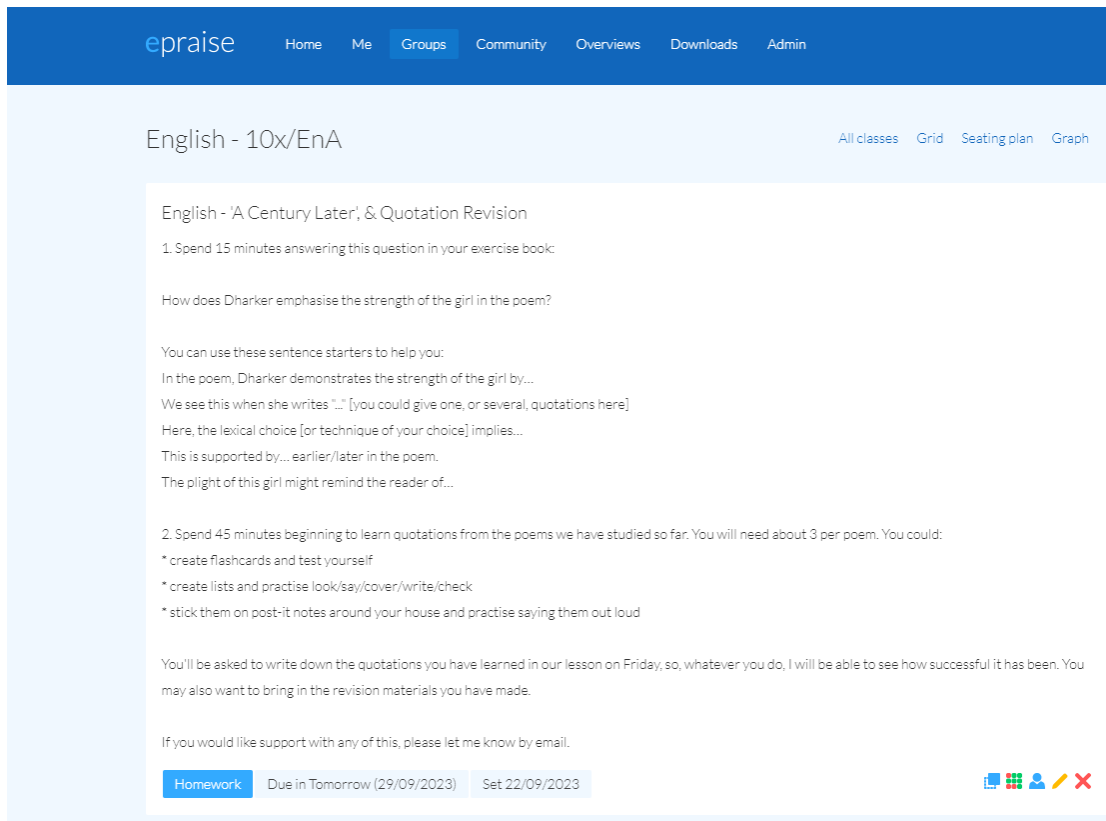
Enter your answer

Correct answers: WW1 Ww1 ww1 World War 1 World war 1 world war 1

2. Which technique is being used here: "humming" (1 Point)

- ☐ Assonance
- ☒ Onomatopoeia ✓
- ☐ Personification
- ☐ Simile

## 2. What does successful English homework and revision look like?



The screenshot shows the epraise website interface. At the top is a blue navigation bar with the 'epraise' logo and links for Home, Me, Groups, Community, Overviews, Downloads, and Admin. Below this is a light blue header area with the text 'English - 10x/EnA' on the left and a series of links (All classes, Grid, Seating plan, Graph, De) on the right. The main content area is white and contains the following text:

English - 'A Century Later', & Quotation Revision

1. Spend 15 minutes answering this question in your exercise book:

How does Dharker emphasise the strength of the girl in the poem?

You can use these sentence starters to help you:

In the poem, Dharker demonstrates the strength of the girl by...

We see this when she writes "... [you could give one, or several, quotations here]

Here, the lexical choice [or technique of your choice] implies...

This is supported by... earlier/later in the poem.

The plight of this girl might remind the reader of...

2. Spend 45 minutes beginning to learn quotations from the poems we have studied so far. You will need about 3 per poem. You could:

- \* create flashcards and test yourself
- \* create lists and practise look/say/cover/write/check
- \* stick them on post-it notes around your house and practise saying them out loud


You'll be asked to write down the quotations you have learned in our lesson on Friday, so, whatever you do, I will be able to see how successful it has been. You may also want to bring in the revision materials you have made.

If you would like support with any of this, please let me know by email.

At the bottom, there is a 'Homework' button, a 'Due in Tomorrow (29/09/2023)' label, and a 'Set 22/09/2023' label. To the right of these are icons for a calendar, a grid, a person, a pencil, and a red X.



3. What useful things can school, and home, do to support GCSE students in English?




Period 6: Tuesdays

3. What useful things can school, and home, do to support GCSE students in English?



**TEN AMAZING BENEFITS OF READING BOOKS**



- Strengthens your writing skills
- Improves your memory and focus
- Enhances your imagination
- Increases your vocabulary
- Expands your knowledge
- Stimulates your brain
- Boosts your mood
- Deepens empathy
- Helps you relax
- Lowers stress





Illustration by Shutterstock



QUESTIONS, COMMENTS, FEEDBACK:

[chartley@fitzharrys.school](mailto:chartley@fitzharrys.school)



**Fitzharrys**  
School

# **Success at GCSE PIE**

## **28.09.23**

### **3. Maths support**

**Mr Smytheman**



**Maths  
Memory**

**Specific topic  
revision**

**Exam practice**

**How to  
revise  
Maths**



**Fitzharrys  
School**

## Maths Memory check – topics 1 & 2

1. Types of Number	RAG	
Key points about inequalities		
When you multiply indices you... $x^4 \times x^2 =$		
When you divide indices you... $\frac{x^{10}}{x^4} =$		
When you expand an index bracket you... $(x^4)^2 =$		
Square numbers up to 12 squared		
Cube numbers up to 5 cubed		
What's the difference between a multiple and a factor of a number?		
The prime numbers under 30 are...		
What does a prime factorisation / prime factor decomposition look like?      30		
Standard form looks like...		
2. Rounding & Accuracy		
How will you know when a question is about upper and lower bounds? Give an example of bounds.		

# How to improve your Maths Memory

**To be able to answer  
questions confidently  
you need to know the  
facts first!**



**Fitzharrys  
School**

## Revise topics 1 and 2

**Step 1** – make sure you have marked your Maths Memory check using the QR code on the front page of this booklet. Do not correct the ones that you made mistakes on; you will retake these ones when you are more confident. **Got them all right? Move on straight away!**

**Step 2** – make revision cards on any topics that you got wrong. Put them somewhere you will see every day. This might be the door of your room or by the bathroom mirror.

**Step 3** – Use the links below to revise any topics that you don't understand yet on MyMaths

**Step 4** – When you are feeling confident on the topics go back to the memory test and re-do any that you got wrong last time. **See your improvements!**

MyMaths Tasks	
1. Types of Number	
Key points about inequalities	<a href="https://app.mymaths.co.uk/1740-lesson/inequalities-and-intervals">https://app.mymaths.co.uk/1740-lesson/inequalities-and-intervals</a>
When you multiply indices you...	<a href="https://app.mymaths.co.uk/153-lesson/indices-1">https://app.mymaths.co.uk/153-lesson/indices-1</a>
When you divide indices you...	
When you expand an index bracket you...	
Square numbers up to 12 squared	<a href="https://app.mymaths.co.uk/150-lesson/squares-and-cubes">https://app.mymaths.co.uk/150-lesson/squares-and-cubes</a>
Cube numbers up to 5 cubed	
What's the difference between a multiple and a factor of a number?	<a href="https://app.mymaths.co.uk/45-lesson/multiples">https://app.mymaths.co.uk/45-lesson/multiples</a>
The prime numbers under 30 are...	<a href="https://app.mymaths.co.uk/46-lesson/factors-and-primes">https://app.mymaths.co.uk/46-lesson/factors-and-primes</a>
What does a prime factorisation / prime factor decomposition look like?	<a href="https://app.mymaths.co.uk/151-lesson/highest-common-factor">https://app.mymaths.co.uk/151-lesson/highest-common-factor</a>
Standard form looks like...	<a href="https://app.mymaths.co.uk/166-lesson/standard-form-large">https://app.mymaths.co.uk/166-lesson/standard-form-large</a>
	<a href="https://app.mymaths.co.uk/167-lesson/standard-form-small">https://app.mymaths.co.uk/167-lesson/standard-form-small</a>
2. Rounding & Accuracy	
How will you know when a question is about upper and lower bounds? Give an example of bounds.	<a href="https://app.mymaths.co.uk/3269-lesson/error-intervals">https://app.mymaths.co.uk/3269-lesson/error-intervals</a>
What is the difference between rounding to decimal places and significant figures?	<a href="https://app.mymaths.co.uk/73-lesson/rounding-decimals">https://app.mymaths.co.uk/73-lesson/rounding-decimals</a>
	<a href="https://app.mymaths.co.uk/75-lesson/significant-figures">https://app.mymaths.co.uk/75-lesson/significant-figures</a>

# How to improve your Maths Memory

**To be able to answer  
questions confidently  
you need to know the  
facts first!**



**Fitzharrys  
School**

## **Maths Memory testing 30 mins**

1. Do a Maths Memory test (blank copies available on the revision website) It is a good idea to do a section of the test rather than the whole thing as it is very big! Focus on mastering one page at a time.
2. Mark it using the answers (available on the Maths revision website)

## **Maths Memory follow up 15 mins**

1. Make revision cards on the questions that you go wrong on the Maths memory skills that you didn't know
2. Put them somewhere that you will see them every day. In your room by your bed, by your toothbrush, on the fridge

## **Maths Memory testing 5 mins**

1. Ask someone to test you on the Maths Memory cards that you have been revising. Make sure they have the answers to check you are correct
2. A good way to build this into your routine is to get 5 right before you have dinner every day!

# **How to improve your Maths Memory**

**To be able to answer  
questions confidently  
you need to know the  
facts first!**



**Fitzharrys  
School**



## **MyMaths lesson 30 minutes**

Easy to navigate interactive lessons – make sure you have some paper to do your working out on. It is a good idea to make some notes in your blue book of a clear example.

## **Oak National Academy 30 minutes**

Easy to navigate interactive lessons – make sure you have some paper to do your working out on. It is a good idea to make some notes in your blue book of a clear example.

## **Seneca Learning 30 minutes**

You can use your Office 365 account to log into this website. Find your course to access the interactive lessons on different topics.

## **Maths Genie 30 minutes**

On this website topics are arranged by grade – find the one you want to work on and do the exam questions. There are solutions and support videos linked for each topic if you get stuck and to check your answers

## **Corbett Maths 30 minutes**

This website has an extensive list of topic resources ordered alphabetically. For each topic there are practice exam questions and textbook questions, as well as videos to explain any topics if you get stuck.

## **On Maths 30 minutes**

You can do both topic and exam paper practice on this site. At the top of the site are some filters – click on the arrows down and choose the following options. Topic – Higher/Foundation depending on your tier – AQA.

# **How to revise a Specific Topic**

**If you are not sure about a specific topic, it is important that you fill in the gaps by learning, understanding and practicing that topic**



**Fitzharrys  
School**



Corbettmαths

26th September [Numeracy](#) [Foundation](#) [Foundation Plus](#) [Higher](#) [Higher Plus](#)

27th September [Numeracy](#) [Foundation](#) [Foundation Plus](#) [Higher](#) [Higher Plus](#)

28th September [Numeracy](#) [Foundation](#) [Foundation Plus](#) [Higher](#) [Higher Plus](#)

29th September [Numeracy](#) [Foundation](#) [Foundation Plus](#) [Higher](#) [Higher Plus](#)

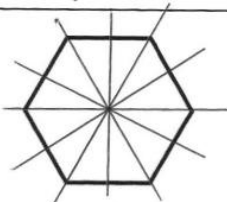

30th September [Numeracy](#) [Foundation](#) [Foundation Plus](#) [Higher](#) [Higher Plus](#)

[SEPTEMBER ANSWERS – CLICK HERE](#)

5-a-day



**Fitzharrys**  
**School**

29th September		Foundation 5-a-day																	
Draw all lines of symmetry on the regular hexagon.																			
What is the order of rotational symmetry of the regular hexagon?		Draw a shape with order of rotational symmetry 1.																	
6																			
Show that when you multiply two consecutive numbers that the answer is always even.  Try three different examples.		$1 \times 2 = 2$ $9 \times 10 = 90$ $14 \times 15 = 210$																	
90 people sit their driving tests over one week.  Complete the two-way table.		<table><tr><th></th><th>Under 20 driving lessons</th><th>20 or over driving lessons</th><th>total</th></tr><tr><td>Pass</td><td>9</td><td>21</td><td>30</td></tr><tr><td>Fail</td><td>45</td><td>15</td><td>60</td></tr><tr><td>total</td><td>54</td><td>36</td><td>90</td></tr></table>			Under 20 driving lessons	20 or over driving lessons	total	Pass	9	21	30	Fail	45	15	60	total	54	36	90
	Under 20 driving lessons	20 or over driving lessons	total																
Pass	9	21	30																
Fail	45	15	60																
total	54	36	90																
Simplify $\frac{w^6}{w^4} = w^2$																			



Corbettmaths

5-a-day



Fitzharrys  
School

## **Maths Genie – AQA Past papers 2 hours overall**

The AQA past papers can be found on this site. Remember to get the correct tier Foundation or Higher. You may approach a past paper in a few ways:

1. Time yourself doing the past paper – you are allowed 1h30 in the exams – remember to add in extra time if that is what you will have in the actual exams.
2. Do a section of the paper. You might choose to do the beginning or the end of a paper or to complete all the questions worth 3 or more marks.

When you have done, the paper don't forget to mark it! It is very important that you check you are correct and understand where you went wrong. Don't just put a cross – use the mark scheme to work out how to do the question next time you come across a similar one.

## **Corbett Maths 2 hours overall**

This website has practice papers and predicted papers that you can complete in the same way as above.

## **On Maths 2 hours overall**

You need to choose the correct options from the drop-down menus at the top for this.

Prediction – Higher/Foundation – AQA

It walks you through the paper 1 question at a time and lets you know how you are doing as you go at the top

# **How to practice Exam Papers**

It is important that you practice answering mixed up exam questions as moving between topics can be more difficult. Remember to do one line at a time on problem solving questions and don't leave questions blank.



**Fitzharrys  
School**

**Know your  
Maths  
Memory**

**Know your  
Formulae**

## **Exam practice**

When you have done an exam paper, pick out a few topics that you didn't know and do some specific topic revision on them.

## **Specific topic revision**

When you have done the specific topic revision do another exam paper – you will feel more confident when you come across a similar question!



**Fitzharrys  
School**



**Fitzharrys**  
School

# **Success at GCSE PIE**

## **28.09.23**

### **4. General Revision & exams**

**Mrs Twyford &**

**Mrs Amos (SENCO)**

# GCSE Equipment

- Pens
- Highlighters
- Pencils
- Ruler
- Rubber
- Calculator
- **Protractor**
- **Compass**

Available to loan from  
student services for 50p  
each!



# SENECA learning

- Online learning resource
- Material for all subjects
- Videos & questions
- Smart learning
- Homework
- Revision
- Parents can link to accounts





Stephanie Meredith

stephanie@seneca.io

## Stephanie's assignments

[See all](#)

Due: 16th Jun 2023 Score: 0% Marks: -- / 25

🕒 1 day left to finish

Homework - exam questions revision

Overdue

Due: 19th Jun 2023 Score: 0% Marks: -- / 23

🕒 4 days left to finish

## Stephanie's recent activity



Scored 0% and won 18XP in Fractions

2w ago



Scored 0% and won 18XP in Exam-Style Questions - Recurring Decimals

2w ago



Scored 17% and won 22XP in Cultural Issues

2w ago



Scored 38% and won 24XP in Legal Issues 2

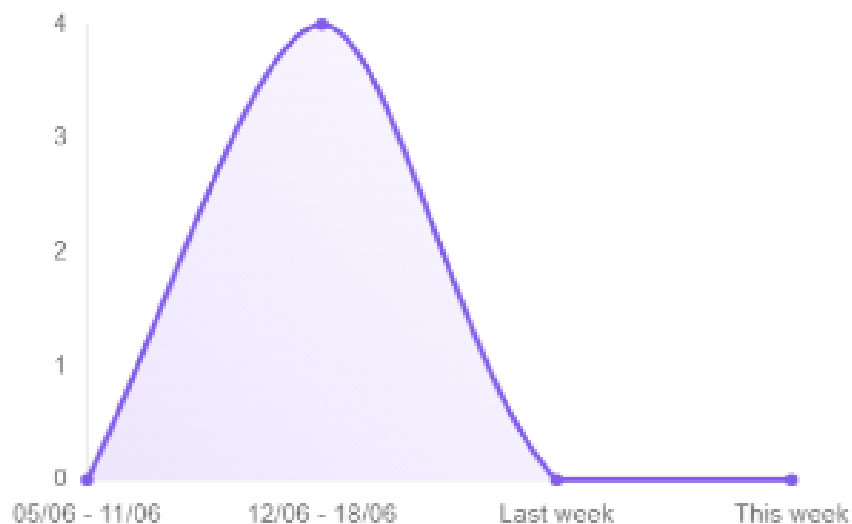
2w ago



Scored 17% and won 22XP in Legal Issues

2w ago

## Stephanie's study time (mins)



## Stephanie's courses

Last year ▼

Course	Rank	Study time	Avg score	Wrong answers
Biology: AQA GCSE Higher	10	21min	59%	36
Physics: AQA A Level	10	1min	52%	4
Biology: AQA A Level	10	2min	43%	22



**Fitzharrys**  
School

# Revision websites

<https://www.fitzharrys.oxon.sch.uk/students/revision/>

**ASPIRATION OPPORTUNITY INTEGRITY**

# Y10 Reports

- Term 2 – based on initial assessment
- Term 5 – Following mock exams
- Teachers will write SMART targets
- Please support your child to complete these



**Fitzharrys**  
School

# Exam Concessions

For those who have met the criteria and qualified...

Usual way of working

Meeting students to  
confirm



**Fitzharrys**  
School

# Key messages

Exam  
practice

High quality  
lessons

**Home  
support**

Revision

Homework

Pastoral  
support

ASPIRATION OPPORTUNITY INTEGRITY



Fitzham  
School

# Y10 Parent Information Evening

Any  
questions?



ASPIRATION