


Getting into your live lesson

Top tips and guidance
Fitzharrys School



Where your work will be set

- All work and lesson links will appear on Epraise
- Log in using you normal username and password
- Tasks will come up daily, by 8.30am
- Start you day with tutor time!






Lessons can be found by clicking on this icon on epraise



Planner

Weekly [Todo](#) [Completed](#)

3rd January - 9th January 2021

Sun 3rd January	Mon 4th January	Tue 5th January	Wed 6th January	Thu 7th January	Fri 8th January	Sat 9th January
	Business Studies Classwork - Business Studies 	English CW - English - Paper 2 walkthrough 1	Geography Geography - Exam review part 2	Geography Geography - Exam review part 1	Product Design Coursework 	
	Science HW: Tassoma!	11Z Form time live 11ML	Business Studies Live Lesson - Year 11 Business Studies	Science CW: Live Physics Lesson at: 2:10 PM		
	Tutor Post mock assembly 	P.E. Personal Fitness and Health	Maths Sine Rule	Science Online lesson		
	Tutor Awards Assembly	PE Personal Fitness and Health	Geography Geography - UK in the 21st Century 1	Geography P4 - Geography - UK 21st Century L2		

Show

[Set date](#)[Due date](#)

Key

Due

Overdue

Completed

Feedback available

Your epraise will look something like this.

Select the lesson you want to complete by double clicking on it.

The colour will show you if it is Due, Overdue or completed

Once you double click on a lesson you will see instructions and the link to any Live Lessons on Teams.

Double click on the link at the time of the lesson.

Business Studies - Live Lesson - Year 11 Business Studies

11:30 AM start. Please ensure that you have access to the relevant resources from the Live Lesson folder which can be found in the learning resources, business folder for 11C. Just before 11:30 please use the link below to access the lesson.

https://teams.microsoft.com/l/meetup-join/19%3ameeting_NzI40GlyMDUtOTRIZi00YWZmLTg4ZDktNWJiOTMxMGI4YjM2%40thread.v2/0?context=%7b%22Tid%22%3a%22e20cd1aa-d90f-4151-9c5c-bb6b82e0a575%22%2c%22Oid%22%3a%22ab32ed8d-207e-47a4-855c-228dd0aad500%22%2c%22IsBroadcastMeeting%22%3a%22true%7d

Classwork

Due 06/01/2021

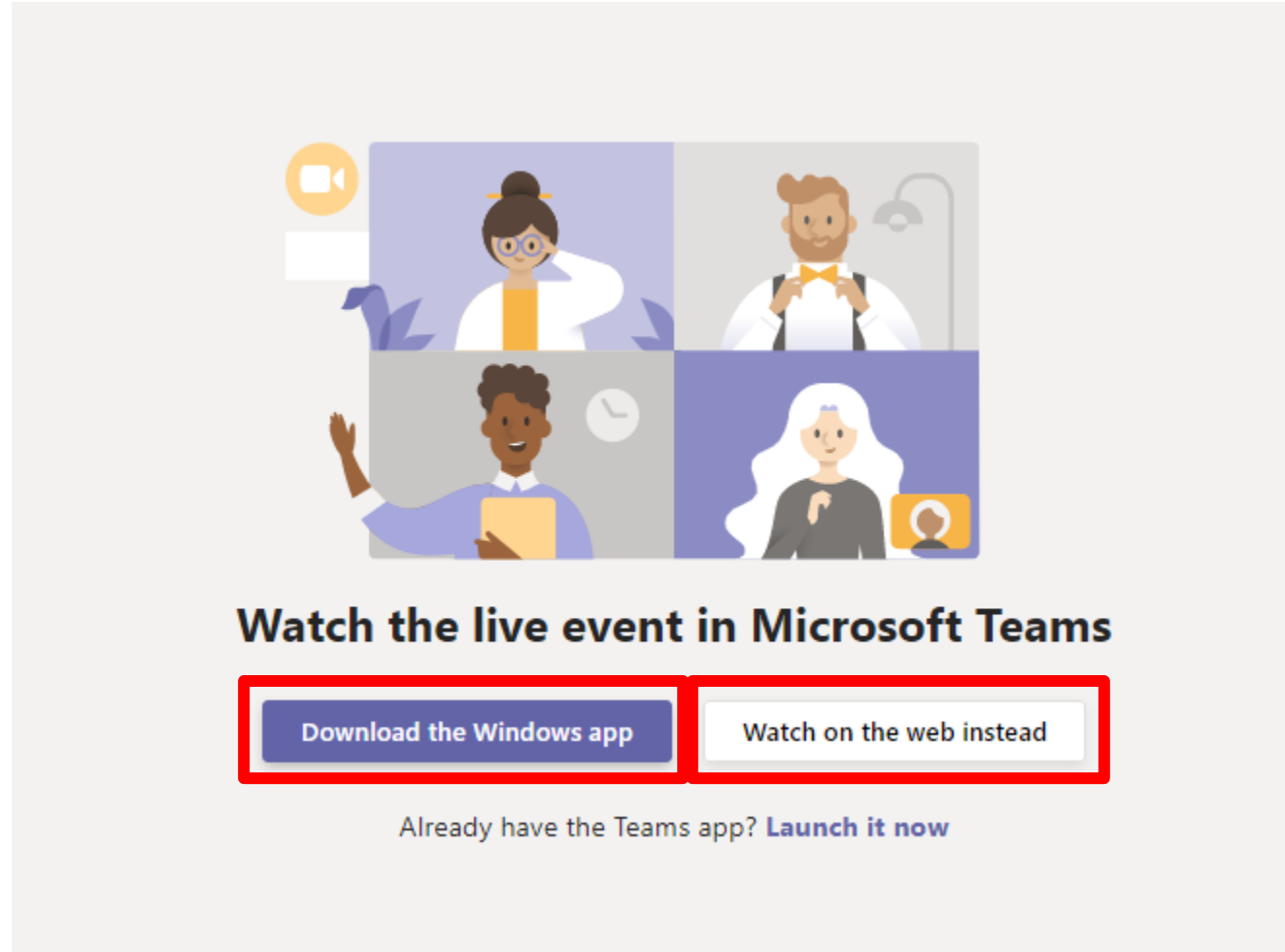
Set 05/01/2021

Done

You will then be taken to this screen.

You can choose to use the Teams app or watch on the web.

We recommend you download the app.



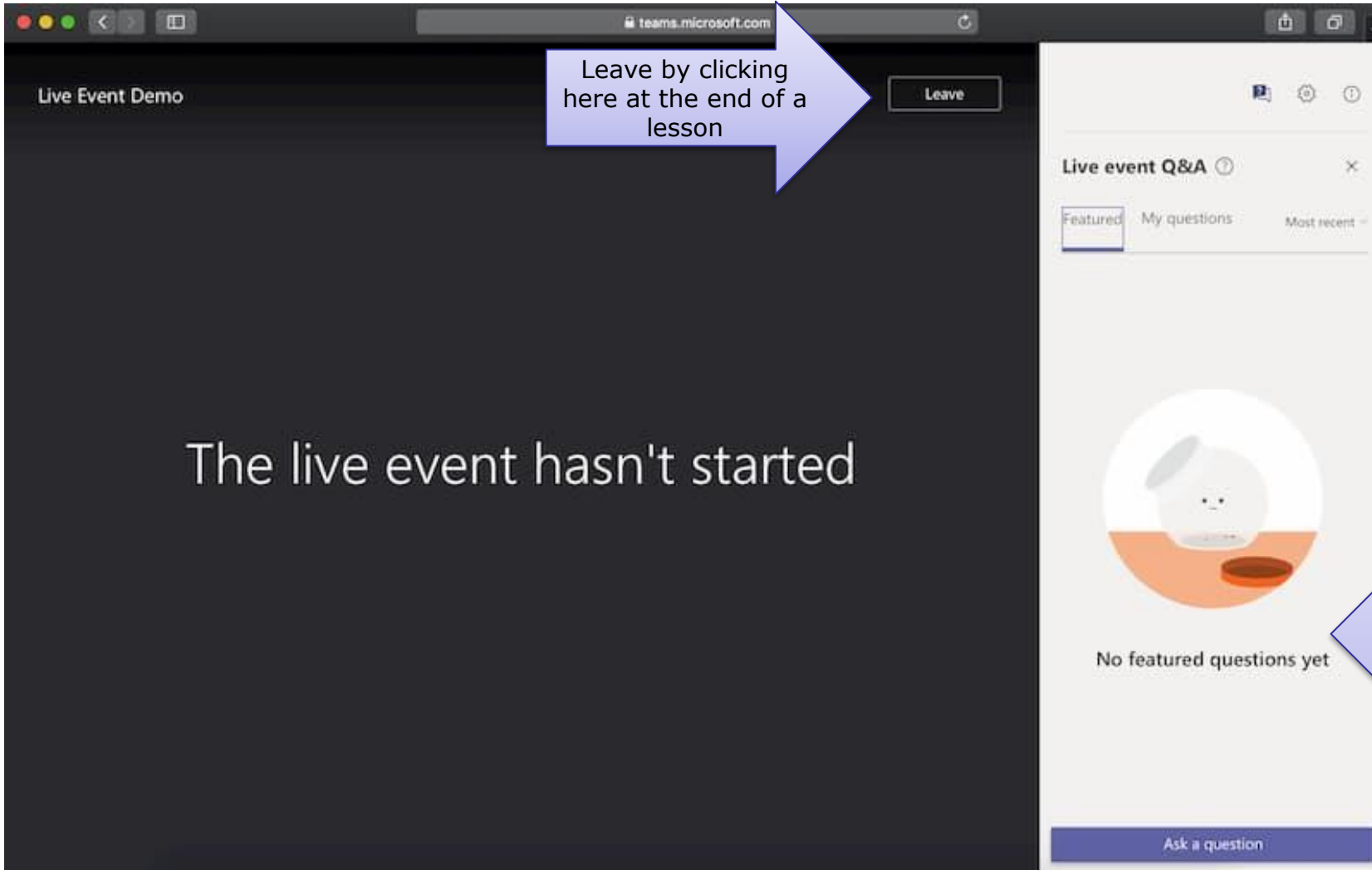
The image shows a Microsoft Teams interface for a live event. At the top, there is a 2x2 grid of video thumbnails. The top-left thumbnail shows a woman with glasses and a white lab coat. The top-right thumbnail shows a man with a beard and a yellow bow tie. The bottom-left thumbnail shows a man with a blue shirt holding a yellow folder. The bottom-right thumbnail shows a woman with long white hair. To the left of the grid is a yellow video camera icon and a white chat bubble icon. Below the grid, the text "Watch the live event in Microsoft Teams" is displayed in bold. Underneath this text are two buttons: "Download the Windows app" (a blue button) and "Watch on the web instead" (a white button with a grey border). Both buttons are highlighted with a red rectangular border. Below the buttons, the text "Already have the Teams app? [Launch it now](#)" is displayed.

Watch the live event in Microsoft Teams

[Download the Windows app](#) [Watch on the web instead](#)

Already have the Teams app? [Launch it now](#)





If the lesson is a live event you will see this screen

Please log in using your name.

Add questions here to participate in the lesson or if you are stuck. Questions can only be seen by the teacher unless they are published.



Meetings

- Email

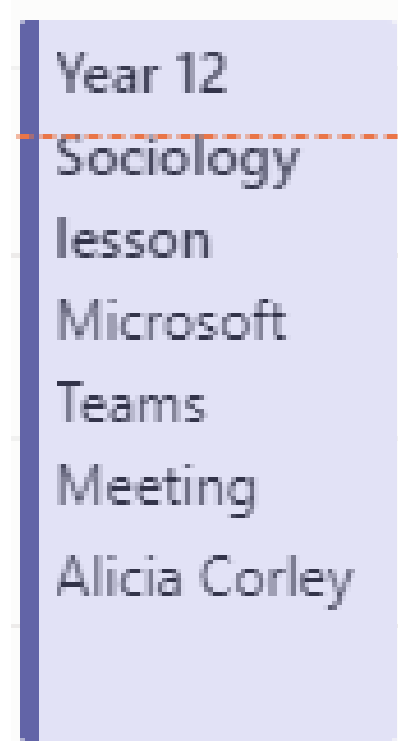
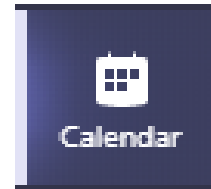
Microsoft Teams meeting

Join on your computer or mobile app

[Click here to join the meeting](#)

[Learn More](#) | [Meeting options](#)

- Via Teams



Your teacher may run your lesson as a 'Meeting'

If so, this will either appear in your email or in the Teams app itself. Click on the icons shown in the pictures to access the lesson meeting.



Year 13 Sociology lesson

01:38

Perspectives

Functionalism

Marxism

Feminism

New Right

Postmodernism

Interactionism

Meeting chat

LG [redacted] Yesterday 11:44 AM
Thankyou

[redacted] left the meeting.

JB [redacted]tt
Yesterday 11:44 AM
Byeeee thankyou

[redacted] left the meeting.

Yesterday 11:45 AM Meeting ended: 2h 11m 9s

Today

8:05 AM Meeting ended: 5m 50s

4:30 PM Meeting started

Type a new message

A Meeting will look like this.

Images of people will appear at the bottom-but you can have your camera turned off.

Questions can be asked in the chat on the right hand of the screen.

You can also raise your hand to speak, using the hand icon at the top of the screen.

Don't forget all meetings and chats are recorded and can be see by teachers and parents.



Top tips

- Add to Q&A
- Log in using your name, not anonymous!
- Save/store all your work carefully
- More information is coming about marking and assessments.



Help!

- If you are stuck on something
 - During a live lesson
 - Live Event: Through Q&A
 - Meeting: Through the chat
 - During a non-live lesson
 - Contact your teacher over Teams or email
- At any other time
 - Tutor time- speak to tutor
 - Email your tutor or teacher (if you can't get hold of them through Teams)

